



**Johnson Matthey**  
Inspiring science, enhancing life

# Component packaging standards guidelines for JMBS suppliers



## Table of Contents

1. Objective and scope .....	3
2. Contact person .....	3
3. Principles of packaging selection.....	3
4. Environmental regulations on packaging.....	3
5. Disposable packaging specification .....	3
6. Disposable packaging standards .....	4
7. Conditions concerning returnable packaging.....	4
8. Returnable packaging standards .....	4
9. Maximum weight / height.....	4
10. Pallets .....	5
11. Avoidance of oversized packaging .....	5
12. Safe transport unit (packaging) .....	5
13. Mixed pallets .....	5
14. Delivery.....	6
14.1. Special types of packaging.....	6
14.2. Individual arrangements.....	6
15. Identification of packed goods .....	6
15.1. Marking and labelling of packaging.....	6
15.2. Label model example.....	8
VDA standard: .....	<b>Error! Bookmark not defined.</b>
16. Identification of components .....	9
17. Delivery note .....	9
18. Packaging approval.....	10

## **1. Objective and scope**

The aim of this manual is to inform suppliers about JMBS' requirements as to packaging standards for components delivered to our plant.

By using the specifications below, we strive to ensure efficient and frictionless flow of materials between the supplier and JMBS.

## **2. Contact person**

The responsible Commodity Buyer is a contact person in case of packaging topics for particular component.

Supplier Development Leader is responsible for contact with the supplier regarding packaging adjustment and development as well as requirements connected to this procedure.

## **3. Principles of packaging selection**

Packaging should always be selected based on economic and ecological aspects. All packaging must meet legal and regulatory requirements (including local requirements applicable in the country to which the shipment is sent) and have a possibly minimal impact on contamination of the environment.

No matter what type of material is chosen, it must meet the following criteria:

- it cannot compromise the quality of delivered components in any way;
- components should be packed and placed on the pallet in the most effective way;
- components should be transported in a safe manner;
- components should be packed in a way that will ensure a safe and effortless unloading at the supplier's site.

## **4. Environmental regulations on packaging**

JMBS supplier is obligated to reduce the amount of negative environmental impact of the substances used for production of packaging as well as of generated packaging waste by limiting the volume and weight of packaging to the necessary minimum required to fulfil the function of packaging and ensure safety of the product taking into account JMBS' expectations.

JMBS supplier is obligated to reduce the amount and negative environmental impact of the substances used for production of packaging as well as of generated packaging waste by:

- ensuring, the packaging does not contain harmful substances in quantities that pose threat to the product, the environment or human health;
- ensuring, the maximum sum of heavy metals content (lead, cadmium, mercury and hexavalent chromium) in the packaging does not exceed 100 mg/kg, excluding the packaging defined in regulations.

JMBS supplier is obligated to deliver products in packaging that is designed and made in a way that enables its multiple use and subsequent recycling or at least recycling if multiple use is not possible or other than recycling form of recovery if recycling is not possible.

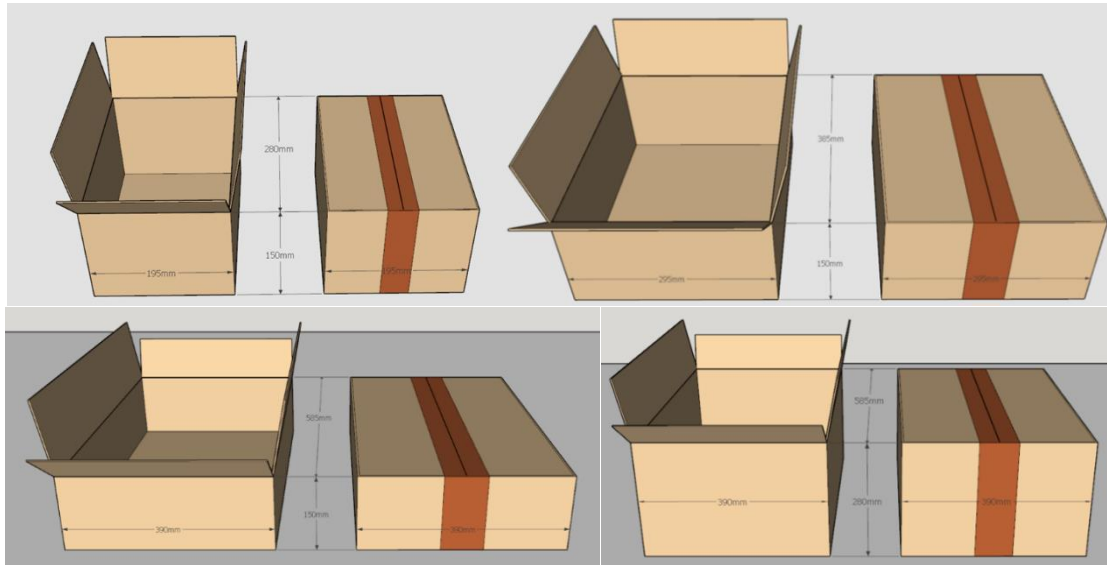
## **5. Disposable packaging specification**

Packaging should meet the requirements referred to in the points above. The material can be arranged in layers provided that subsequent layers do not impact the quality of the components in lower layers.

The quality of the packaging must ensure, that the requirements concerning carrying capacity and additional load are met. The maximum gross weight of a single packaging / carton box should not exceed 12 kg.

**6. Disposable packaging standards**

Sizes of acceptable cardboard packaging.



**7. Conditions concerning returnable packaging**

If possible, returnable KLT containers should be used for transportation of goods. To ensure long life-span, returnable packaging should be handled with caution and should not be used for purposes which it is not designed for.

Supplier should inform JMBS in advance of the details related to the management of returnable packaging (e.g. method of return, liability and cleaning requirements, etc.).

**8. Returnable packaging standards**

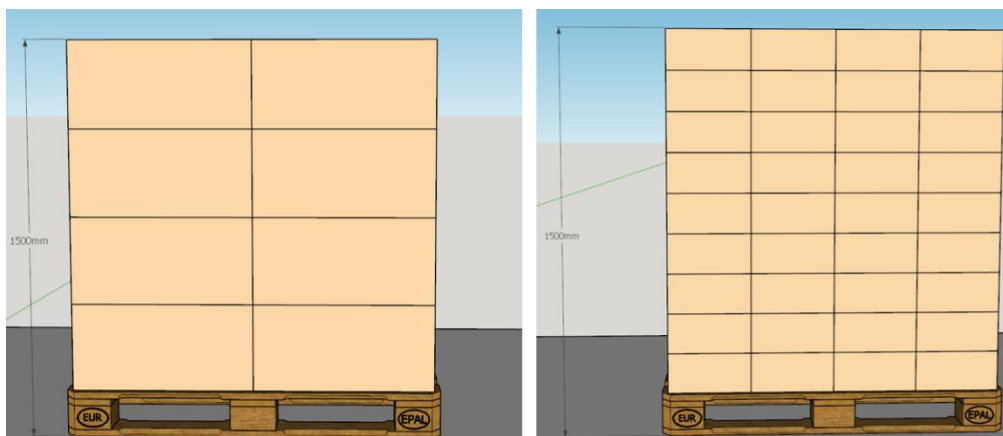
Generally, returnable packaging is selected individually for the designed production line.

**9. Maximum weight / height**

The material should be delivered in packaging placed on a 120x80 cm pallet. Packaging should not project beyond the outline of the pallet.

The maximum weight of a pallet is 500 kg (exception: cell suppliers - weight of a loaded pallet including the pallet weight itself cannot exceed 1,000kg)

The maximum height of a pallet is 150 cm (see pictures below).



## 10. Pallets

Pallets should meet EPAL requirements, if not agreed otherwise with JMBS.

In case of pallet stacking, pallets must be marked with information about the number of permissible layers. Out of concern for the environment, JMBS prefers a maximum use of transport capacity, which can be achieved by using a method of packing, that will safely allow stacking pallets during transport. The supplier should ensure that this approach is safe for both employees and packed goods, during transport and on the supplier's / customer's premises.

If pallets cannot be stacked, they must be marked with a "DO NOT STACK" label.

## 11. Avoidance of oversized packaging

It is obligatory to comply with the basic dimensions of a pallet and oversize packaging should be avoided. In case of non-compliance with the above, JMBS will have to reject the delivery or charge the supplier with the costs of repacking of the goods.

## 12. Safe transport unit (packaging)

For environmental reasons, constricting is only allowed in exceptional cases upon JMBS's approval. Proper securing of the goods with a plastic tape.

In case of components delivered in returnable containers, the packaging should be safely arranged on the pallet, secured with a cover and cross-fastened - two strips of PP tape along the pallet + two strips of PP tape crosswise.

In case of components delivered in disposable cartons, the hardness of the cartons has to be taken under consideration:

- cartons made of hard cardboard: the packaging should be safely arranged on the pallet and cross-fastened - two strips of PP tape along the pallet + two strips of PP tape crosswise. If the cartons have sufficiently hard filling, it is recommended to use cardboard angle bars.

- cartons made of soft cardboard \*: in such cases it is allowed to wrap the cartons with stretch foil.

The use of plain plastic wrap (known as cling film) is not allowed due to the cartons sticking together during transport, which leads to difficulties during unpacking.

\* In order to protect the environment, JMBS does not accept the use of heat-shrinkable foil.



## 13. Mixed pallets

One packaging cannot contain more than one component type.

It is permissible to store packages of different components on one pallet, however they must be appropriately marked (collective label, individual label).



## 14. Delivery

The selection of the packaging and securing of a package should guarantee a safe transport of goods without damaging the components.

### 14.1. Special types of packaging

Special types of packaging that were not mentioned in packing specification or packing instructions must be approved by JMBS Purchasing Department.

### 14.2. Individual arrangements

Individual arrangements with JMBS Purchasing Department always take precedence over general packing specifications included in the Packaging Manual.

## 15. Identification of packed goods

### 15.1. Marking and labelling of packaging

An easily identifiable label showing a 5-digit material number as assigned by JMBS and the number of products in the package should be affixed to all packaging. The labels should be placed in such a way that ensures their visibility on the pallet from each of the outer sides. If the material is packed into 1-4 carton boxes per layer, the labels should be placed in such a way that ensures their visibility on the shorter sides of the pallet. If there are more than 4 carton boxes on a pallet, the labels should be placed in such a way that ensures their visibility on the wider sides of the pallet.

Labels should meet the VDA 4992 / VDA 4994 standards (additionally, the DMC must contain the order number).

All packaging, both outer and inner, should have an easily identifiable label.

An example of a picture of a proper marking of packaging with labels.

Shorter side:



Wider side:



**The label should contain the data as below:**

- Part (component) number used by JMBS
- JMBS order number
- Brief description of the article (e.g. plastic housings)
- The amount of material contained in the package, along with the unit of measurement (e.g. pcs, kg, etc.)
- Material production date, production batch number (batch no. / lot no.)
- Material expiry date (if applicable)
- Number of tools and tool identification data (if applicable)
- number of sockets and socket identification data (if appropriate)

## 15.2. Label model example

VDA 4994 (GTL V1.3):

SHIP FROM LIEFERANT AG WERK BERLIN BERLIN DE-10117 ID: 887766554	SHIP TO MODERN CAR INC. LONDON PLANT 72 GREAT PETER STREET UK SW1P 2BN LONDON PLANT / UNLOADING POINT / CUSTOMER INTERNAL DESTINATION <b>013 / RAMP 15 / WH4</b>	<b>M</b>
COUNTRY OF ORIGIN: DE	DELIVERY NOTE NUMBER: 12345678	ETA: 2016-01-15/13:30
SUPPLIER NUMBER: 987654321	CUSTOMER SPECIFIC ROUTING INFORMATION <b>ROUTE 66</b> <b>LINE15</b>	QUANTITY: 1000000 NET KG: 9999 GROSS KG: 19999
CUSTOMER PART NUMBER <b>GFS-123-554-765</b>		
PACKAGE ID (8): UN 987654321 000123456	PACKAGING TYPE: 0009PAL	SHIPMENT DATE: S 2016-01-14
	BATCH NUMBER:	NO OF INN PCK: 40
SUPPLIER AREA 	Lieferantendaten Zeile 1 Lieferantendaten Zeile 2 Lieferantendaten Zeile 3	CUSTOMER DATA LINE 1 CUSTOMER DATA LINE 2 CUSTOMER DATA LINE 3 CUSTOMER DATA LINE 4 CUSTOMER DATA LINE 5

Meaning of the individual codes in DMC is given in the VDA 4992/4994 standard.  
Below required data by JMBS in DMC:

Data from DMC/ barcode	Prefix	Needed data in DMC	Description
Part number	P	JMBS part number	Material number in JMBS SAP
Order number	K	Order number from JMBS	Purchase Order Number / Schedule Agreement Number
Quantity	Q	Quantity of parts	Quantity of parts on pallet
Measure unit	3Q	Unit of measure	The actual unit in which the associated values are measured
Batch number	1T	Production LOT number, max 10 digits	Batch number

### Description of the data syntax:

Message and Format-Header, Data Element Separator, Format- and Message-Trailer is in yellow.

Data Identifiers are in green.

Data fields are white.

Data are in bold font.

### The syntax looks like:

(The whole data string is in one line (no CR/LF), in the sample below the line feeds are only for illustration)

[ ]>RS06GS12PLabel VersionGS9KLabel RevisionGS3PCustomer Part-NumberGS1PManufacturer Part NumberGS31POrdering CodeGS12VManufacturer NumberGS10VManufacturer LocationGS2PMaterial Revision LevelGS20PAdditional Part InformationGS16DDate of ManufacturingGS14DExpiration DateGS30PRoHSGSZMS-LevelGSVSupplier-IDGS3SPackage-IDGSQQuantity per PackageGS3QUnit of MeasureGS1TBatch-No. #1GS2TBatch-No. #2GSKOrder numberGS2SDelivery note numberGS1ZSupplier DataRSEOT

### Below you see how the code look like (example):

[ ]>RS06GS12P4992GS00196508A0GS1PE0151CIT00003GS31PE0151CIT00003GS12V316111702GS10VJP-TokyoGS16D20150624GS14D20160624GS30PYGSZ5aGSV310734GS3SUN1234567891069425GSQ1200GS3QPCSGS1T126A006CGSK3551354GS1ZCN-N1rseO \* )

\*) Pola danych nie zawierające danych nie zostały wymienione w ciągu (np. druga Partia „2T”, numer dowodu dostawy „2S”)

UN/EDIFACT or ANSI X12.3 measurement units are shown in the table below:

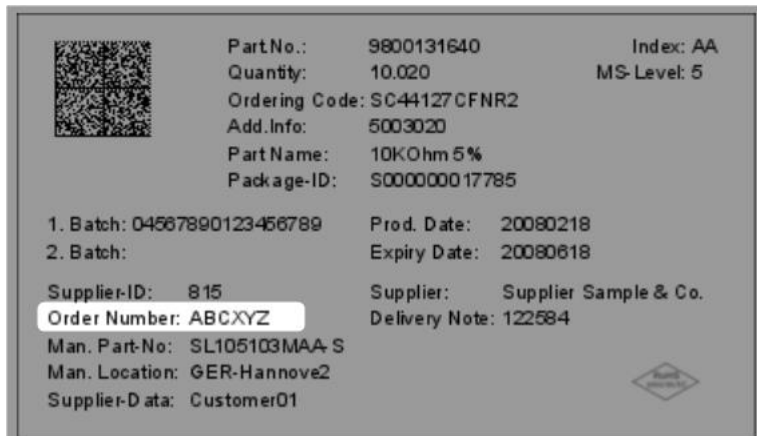


Table 2- EDIFACT units, ANSI units and abbreviations/codes used on labels

UN/EDIFACT	ANSI X12.3	Form DE	Form EN	Meaning
PCE / C62	PC	ST	PC	Piece
MTR	MR	M	M	Meter
CMT	CM	CM	CM	Centimetre
MMT	MM	MM	MM	Millimetre
MTK	SM	M2	M2	Square meter
MTQ	CR	M3	M3	Cubic meter
LTR	C8	L	L	Litre
LEF	X7	BL	LF	Leaf
PR	PR	PA	PA	Pair
RO	RL	RO	RO	Roll
KGM	KG	KG	KG	Kilogram
GRM	GR	G	G	Gram
KMT	DK	KM	KM	Kilometre
TNE	MP	T	T	Ton (metric)

The purchase order number should be also included in DMC label (prefix is “K” -> example **K55284673**).

JMBS purchase order number can be also added by writing it directly on the label, see below example:



The VDA 4992 label can be used when the VDA 4994 label is impossible to stick to the packaging due to its size.

## 16. Identification of components

A supplier must identify all the components that have been packed, if the components are packed into additional packaging such as bags, rolls, etc. They should have labels with product number as used by JMBS and the number of components contained in it.

## 17. Delivery note

The delivery should contain a delivery note in the form of a shipping document containing: product numbers, quantities of the individual products, individual number of the document to identify the delivery, type and quantity of packaging, date of dispatch and Purchase Order number (PO nr). Delivery note (DN) should be submitted along with the shipment, and placed in such a way that ensures its accessibility without tearing/opening the package with the goods.



## 18. Packaging approval

All forms / types of component packaging shipped to JMBS must be approved by JMBS Purchasing Department.

For this purpose, the supplier must complete the Packaging Data Sheet.

In the event of packaging change, the supplier is required to additionally complete the Change Overview sheet.

The completed and signed document must be sent to the JMBS Purchasing Department in PDF format for approval.

In exceptional cases, JMBS may ask the supplier to send samples of the selected form of packaging.

Packaging Data Sheet & Change Overview – document no. P2.03.03-013(F).

- Declaration sheet

<b>JM</b>	Packaging Data Sheet & Change Overview	Process no.	Document no.
		P2.03.03	013(F)
		Revision	Revision date
		1	22.01.2022

\*All our JMBs must be filled out by the supplier.

Supplier name:	
Supplier address:	
Contact person:	
E-mail:	
Phone number:	
*Pick-up point (full address):	

JMBS part number	Component description	Weight of one piece (g)

<b>JM</b>	Packaging Data Sheet & Change Overview	Process no.	Document no.
		P2.03.03	013(F)
		Revision	Revision date
		1	22.01.2022

Full pallet (photo)		Arrangement in the box/package (photo)	
Supplier comment / detailed description:			
Single pallet label		Single box label	
<small>Small requirements: V03-002 (dimension: 210x100mm - Subpallet: 210x100mm - single container RT), when labels should be provided with photo (photo is not accepted) (more information can be found in the Packaging Manual)</small>			
<small>1. Supplier's drawings must comply with <a href="#">Packaging Manual for JMBS Europe</a>.          2. JMBS authorization does not exempt the supplier from their responsibility to deliver packages of design for container.          3. Supplier shall deliver the parts according to approved packaging etc., otherwise will be charged for all deviations to non-compliance.          4. Shipping labels and component labels must meet <a href="#">JMBS labeling requirements</a>.          5. In case of packaging change, JMBS Purchasing Dept. must be informed in advance about the planned change. A short presentation detailing the change and differences on the packaging (before or after) should be submitted on the <a href="#">Change overview sheet</a>.</small>			
Date		Date	
Name		Name	
Signature (with photo)		Signature (with photo)	

- Change overview sheet

<b>JM</b>	Packaging Data Sheet & Change Overview	Process no.	Document no.
		P2.03.03	013(F)
		Revision	Revision date
		1	22.01.2022

**Overview and description of change**

Description of change (change details: dimensional change, packaging change etc.)

Pictures (before vs. after)

BEFORE

AFTER

Additional information

Reason for change:  
 Change benefits:  
 Other / additional information:

Revision	Date	Change description	Prepared by	Approved by
A	2021-07-29	Creating the document	Anna Blimer	Grzegorz Niedzielski
B	2022-11-16	Updating requirements for DMC, requirement of PO nr need to be added on label	Grzegorz Niedzielski	Grzegorz Niedzielski
C	2023-09-01	Adding information about the requirement for identifying tools and sockets in point 15.1	Grzegorz Niedzielski	Grzegorz Niedzielski